

Chart Parsing

Parsing
ISCL-BA-06

Çağrı Çöltekin
ccoltekin@sfs.uni-tuebingen.de

University of Tübingen
Seminar für Sprachwissenschaft

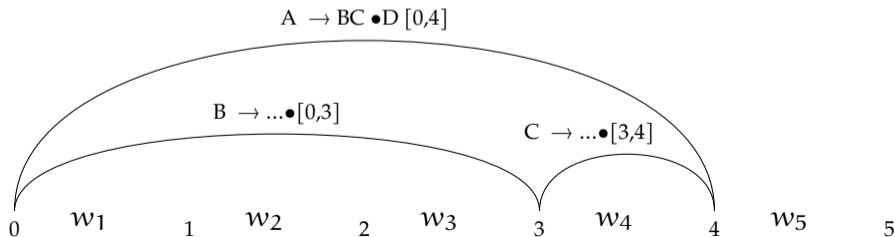
Winter Semester 2020/21

Parsing so far

- We can formulate parsing as
 - Top-down: begin with the start symbol, try to *produce* the input string to be parsed
 - Bottom up: begin with the input, and try to *reduce* it to the start symbol
- For both options, we have seen examples of chart parser
- Parsing can also be *directional* or *non-directional*
- In this lecture, we introduce a general mechanism for chart parsing that has all these forms of parsing methods as special cases

The overall idea

- We adopt Early-like chart entries of the form: $X \rightarrow \alpha \bullet \beta$ $[i, j]$ where,
 - i and j are indexes starting from 0 (0 indicating beginning of the input string)
 - The chart entry indicates α is found between i and j , we are looking for a β starting from j
- At any time, we have two sets of items:
 - active items are those we expect to complete
 - inactive items are those with a dot at the end
- The goal is to complete $S \rightarrow \dots \bullet$ $[0, n]$



Components of a typical chart parsing algorithm

- Besides the chart, we keep an *agenda* of ‘unexplored items’
- A set of inference rules determine how to modify the chart when processing items from the agenda
- Typically inference rules are similar to completion process of Earley parser
- The following inference rule is part of every chart parser (so-called ‘fundamental rule’ of chart parsing)
 - If there is an inactive item of the form $A \rightarrow \alpha \bullet$ and an active item of the form $B \rightarrow \beta \bullet A \gamma$ add item $B \rightarrow \beta A \bullet \gamma$
- We also need a strategy for selecting the items from the agenda and applying the inference rules
- Depending on the data structure used for the agenda, and order of processing of inference rules, we may get different types of parsers

The sketch of a chart parsing algorithm

```
1: Initialize A (agenda) and C (chart)
2: repeat
3:    $i \leftarrow \text{next}(A)$ 
4:   if  $i \in C$  then
5:     discard  $i$ 
6:   else
7:     apply all inference rules to  $i$ 
8:     place new items in A
9:     place the item in C
10: until A is empty
```

- Very simple, but unspecified parts:
 - Initialization
 - Inference rules
 - The order of items received from the agenda
- An item is put into chart only after all inferences from it are in the chart or in the agenda
- Chart is a set, items do not repeat

Bottom-up chart parsing

- Single additional inference rule:
 - If a new item has the form $A \rightarrow \alpha \bullet$, add $B \rightarrow A \bullet \beta$ for each rule $B \rightarrow A \beta$ in the grammar.
- Initialization:
 - Empty chart
 - Place $P \rightarrow w_i [i-1, i]$ in the agenda for all word w_i
(‘P’ is the pre-terminal symbol, typically the POS tag in CL)
 - if there are ϵ rules, add $P \rightarrow \bullet [i, i]$ for all $P \rightarrow \epsilon$ in the grammar, for i in $[0, n]$
- Choice of agenda does not matter. A stack is typical, but a queue or a priority queue is also an option

Example: bottom-up chart parsing

grammar

$S \rightarrow NP VP$
 $NP \rightarrow Prn N$
 $NP \rightarrow Prn$
 $VP \rightarrow V NP$
 $VP \rightarrow V$
 $VP \rightarrow V S$
 $Prn \rightarrow I$
 $Prn \rightarrow her$
 $V \rightarrow saw$
 $N \rightarrow duck$
 $V \rightarrow duck$

stack

$Prn \rightarrow I \bullet [0,1]$
$V \rightarrow saw \bullet [1,2]$
$Prn \rightarrow her \bullet [2,3]$
$N \rightarrow duck \bullet [3,4]$

0 I 1 saw 2 her 3 duck 4

Example: bottom-up chart parsing

grammar

$S \rightarrow NP VP$
 $NP \rightarrow Prn N$
 $NP \rightarrow Prn$
 $VP \rightarrow V NP$
 $VP \rightarrow V$
 $VP \rightarrow V S$
 $Prn \rightarrow I$
 $Prn \rightarrow her$
 $V \rightarrow saw$
 $N \rightarrow duck$
 $V \rightarrow duck$

stack

$NP \rightarrow Prn \bullet [0,1]$
$NP \rightarrow Prn \bullet N [0,1]$
$V \rightarrow saw \bullet [1,2]$
$Prn \rightarrow her \bullet [2,3]$
$N \rightarrow duck \bullet [3,4]$



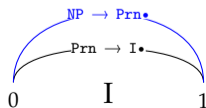
Example: bottom-up chart parsing

grammar

$S \rightarrow NP VP$
 $NP \rightarrow Prn N$
 $NP \rightarrow Prn$
 $VP \rightarrow V NP$
 $VP \rightarrow V$
 $VP \rightarrow V S$
 $Prn \rightarrow I$
 $Prn \rightarrow her$
 $V \rightarrow saw$
 $N \rightarrow duck$
 $V \rightarrow duck$

stack

$S \rightarrow NP \bullet VP$ [0,1]
$NP \rightarrow Prn \bullet N$ [0,1]
$V \rightarrow saw \bullet$ [1,2]
$Prn \rightarrow her \bullet$ [2,3]
$N \rightarrow duck \bullet$ [3,4]



saw 2 her 3 duck 4

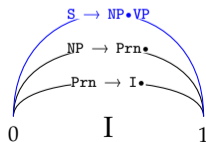
Example: bottom-up chart parsing

grammar

$S \rightarrow NP VP$
 $NP \rightarrow Prn N$
 $NP \rightarrow Prn$
 $VP \rightarrow V NP$
 $VP \rightarrow V$
 $VP \rightarrow V S$
 $Prn \rightarrow I$
 $Prn \rightarrow her$
 $V \rightarrow saw$
 $N \rightarrow duck$
 $V \rightarrow duck$

stack

$NP \rightarrow Prn \bullet N [0,1]$
$V \rightarrow saw \bullet [1,2]$
$Prn \rightarrow her \bullet [2,3]$
$N \rightarrow duck \bullet [3,4]$



saw

2

her

3

duck

4

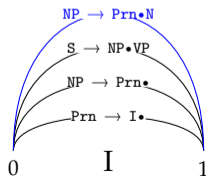
Example: bottom-up chart parsing

grammar

$S \rightarrow NP VP$
 $NP \rightarrow Prn N$
 $NP \rightarrow Prn$
 $VP \rightarrow V NP$
 $VP \rightarrow V$
 $VP \rightarrow V S$
 $Prn \rightarrow I$
 $Prn \rightarrow her$
 $V \rightarrow saw$
 $N \rightarrow duck$
 $V \rightarrow duck$

stack

$V \rightarrow saw \bullet [1,2]$
$Prn \rightarrow her \bullet [2,3]$
$N \rightarrow duck \bullet [3,4]$



saw

2

her

3

duck

4

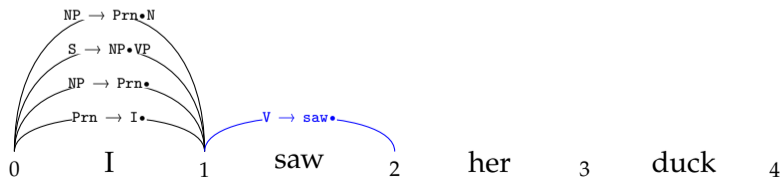
Example: bottom-up chart parsing

grammar

$S \rightarrow NP VP$
 $NP \rightarrow Prn N$
 $NP \rightarrow Prn$
 $VP \rightarrow V NP$
 $VP \rightarrow V$
 $VP \rightarrow V S$
 $Prn \rightarrow I$
 $Prn \rightarrow her$
 $V \rightarrow saw$
 $N \rightarrow duck$
 $V \rightarrow duck$

stack

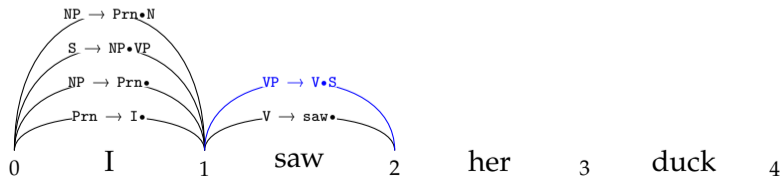
$VP \rightarrow V \bullet S [1,2]$
$VP \rightarrow V \bullet NP [1,2]$
$VP \rightarrow V \bullet [1,2]$
$Prn \rightarrow her \bullet [2,3]$
$N \rightarrow duck \bullet [3,4]$



Example: bottom-up chart parsing

grammar

- $S \rightarrow NP VP$
- $NP \rightarrow Prn N$
- $NP \rightarrow Prn$
- $VP \rightarrow V NP$
- $VP \rightarrow V$
- $VP \rightarrow V S$
- $Prn \rightarrow I$
- $Prn \rightarrow her$
- $V \rightarrow saw$
- $N \rightarrow duck$
- $V \rightarrow duck$



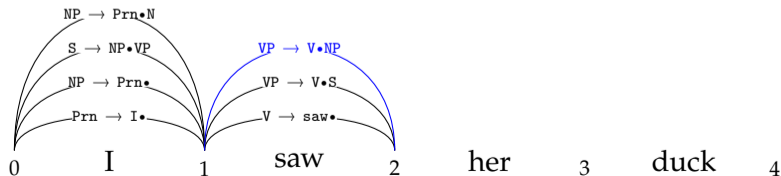
stack

VP \rightarrow V•NP [1,2]
VP \rightarrow V• [1,2]
Prn \rightarrow her• [2,3]
N \rightarrow duck• [3,4]

Example: bottom-up chart parsing

grammar

S → NP VP
 NP → Prn N
 NP → Prn
 VP → V NP
 VP → V
 VP → V S
 Prn → I
 Prn → her
 V → saw
 N → duck
 V → duck



stack

VP → V• [1,2]
Prn → her• [2,3]
N → duck• [3,4]

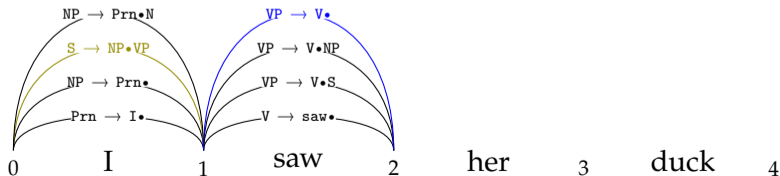
Example: bottom-up chart parsing

grammar

$S \rightarrow NP VP$
 $NP \rightarrow Prn N$
 $NP \rightarrow Prn$
 $VP \rightarrow V NP$
 $VP \rightarrow V$
 $VP \rightarrow V S$
 $Prn \rightarrow I$
 $Prn \rightarrow her$
 $V \rightarrow saw$
 $N \rightarrow duck$
 $V \rightarrow duck$

stack

$S \rightarrow NP VP \bullet [0,2]$
$Prn \rightarrow her \bullet [2,3]$
$N \rightarrow duck \bullet [3,4]$



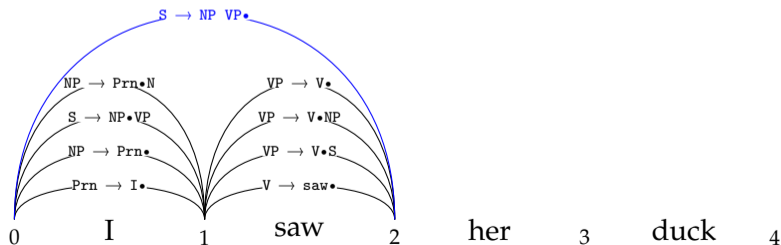
Example: bottom-up chart parsing

grammar

$S \rightarrow NP VP$
 $NP \rightarrow Prn N$
 $NP \rightarrow Prn$
 $VP \rightarrow V NP$
 $VP \rightarrow V$
 $VP \rightarrow V S$
 $Prn \rightarrow I$
 $Prn \rightarrow her$
 $V \rightarrow saw$
 $N \rightarrow duck$
 $V \rightarrow duck$

stack

Prn \rightarrow her• [2,3]
N \rightarrow duck• [3,4]



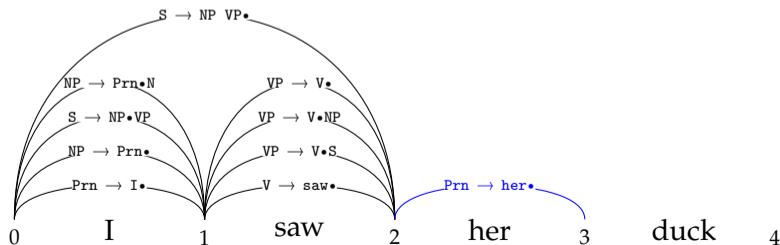
Example: bottom-up chart parsing

grammar

$S \rightarrow NP VP$
 $NP \rightarrow Prn N$
 $NP \rightarrow Prn$
 $VP \rightarrow V NP$
 $VP \rightarrow V$
 $VP \rightarrow V S$
 $Prn \rightarrow I$
 $Prn \rightarrow her$
 $V \rightarrow saw$
 $N \rightarrow duck$
 $V \rightarrow duck$

stack

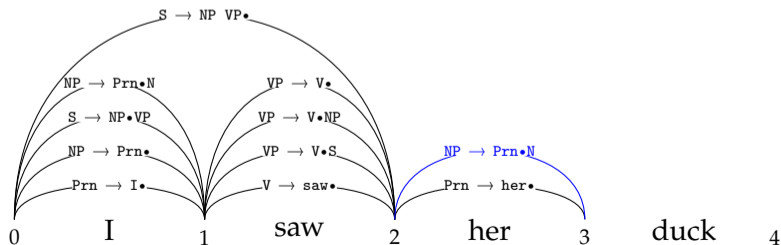
NP \rightarrow Prn•N [2,3]
N \rightarrow Prn• [2,3]
N \rightarrow duck• [3,4]



Example: bottom-up chart parsing

grammar

- $S \rightarrow NP VP$
- $NP \rightarrow Prn N$
- $NP \rightarrow Prn$
- $VP \rightarrow V NP$
- $VP \rightarrow V$
- $VP \rightarrow V S$
- $Prn \rightarrow I$
- $Prn \rightarrow her$
- $V \rightarrow saw$
- $N \rightarrow duck$
- $V \rightarrow duck$



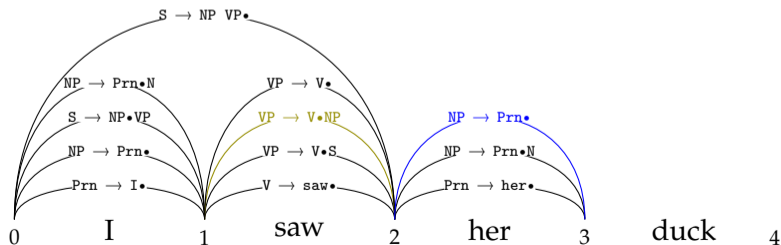
stack

$N \rightarrow Prn \bullet [2,3]$
$N \rightarrow duck \bullet [3,4]$

Example: bottom-up chart parsing

grammar

- S → NP VP
- NP → Prn N
- NP → Prn
- VP → V NP
- VP → V
- VP → V S
- Prn → I
- Prn → her
- V → saw
- N → duck
- V → duck



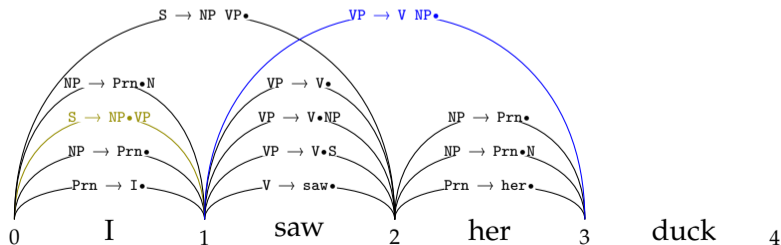
stack

VP → V NP• [1,3]
S → NP•VP [2,3]
N → duck• [3,4]

Example: bottom-up chart parsing

grammar

- S → NP VP
- NP → Prn N
- NP → Prn
- VP → V NP
- VP → V
- VP → V S
- Prn → I
- Prn → her
- V → saw
- N → duck
- V → duck



stack

S → NP VP• [0,3]
S → NP•VP [2,3]
N → duck• [3,4]

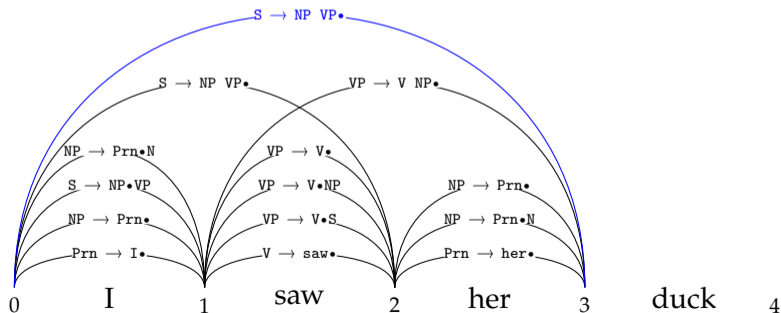
Example: bottom-up chart parsing

grammar

$S \rightarrow NP VP$
 $NP \rightarrow Prn N$
 $NP \rightarrow Prn$
 $VP \rightarrow V NP$
 $VP \rightarrow V$
 $VP \rightarrow V S$
 $Prn \rightarrow I$
 $Prn \rightarrow her$
 $V \rightarrow saw$
 $N \rightarrow duck$
 $V \rightarrow duck$

stack

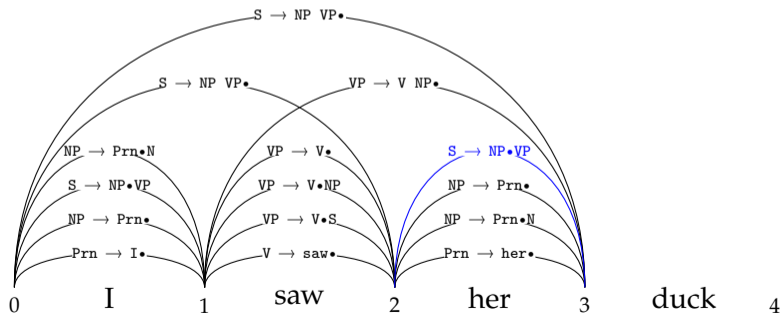
$S \rightarrow NP \bullet VP$ [2,3]
$N \rightarrow duck \bullet$ [3,4]



Example: bottom-up chart parsing

grammar

- S → NP VP
- NP → Prn N
- NP → Prn
- VP → V NP
- VP → V
- VP → V S
- Prn → I
- Prn → her
- V → saw
- N → duck
- V → duck



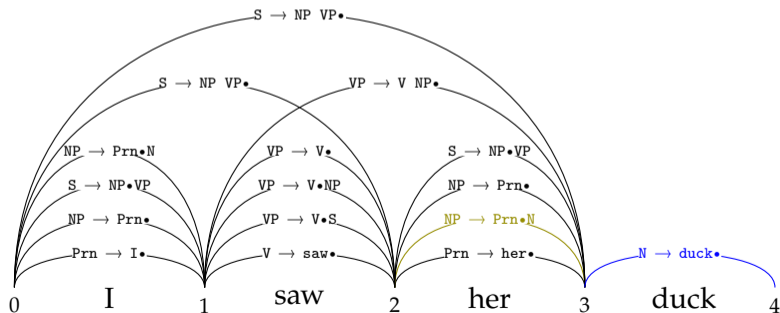
stack

N → duck• [3,4]

Example: bottom-up chart parsing

grammar

$S \rightarrow NP VP$
 $NP \rightarrow Prn N$
 $NP \rightarrow Prn$
 $VP \rightarrow V NP$
 $VP \rightarrow V$
 $VP \rightarrow V S$
 $Prn \rightarrow I$
 $Prn \rightarrow her$
 $V \rightarrow saw$
 $N \rightarrow duck$
 $V \rightarrow duck$



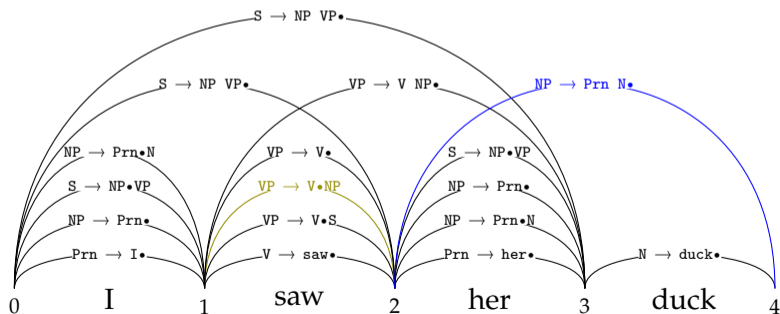
stack

$NP \rightarrow Prn N \bullet [2,4]$

Example: bottom-up chart parsing

grammar

- $S \rightarrow NP VP$
- $NP \rightarrow Prn N$
- $NP \rightarrow Prn$
- $VP \rightarrow V NP$
- $VP \rightarrow V$
- $VP \rightarrow V S$
- $Prn \rightarrow I$
- $Prn \rightarrow her$
- $V \rightarrow saw$
- $N \rightarrow duck$
- $V \rightarrow duck$



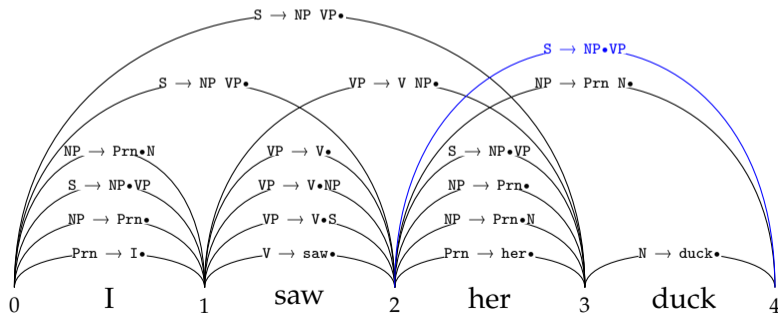
stack

S → NP•VP [2,4]
VP → V NP• [1,4]

Example: bottom-up chart parsing

grammar

- $S \rightarrow NP VP$
- $NP \rightarrow Prn N$
- $NP \rightarrow Prn$
- $VP \rightarrow V NP$
- $VP \rightarrow V$
- $VP \rightarrow V S$
- $Prn \rightarrow I$
- $Prn \rightarrow her$
- $V \rightarrow saw$
- $N \rightarrow duck$
- $V \rightarrow duck$



stack

$VP \rightarrow V NP \bullet [1,4]$

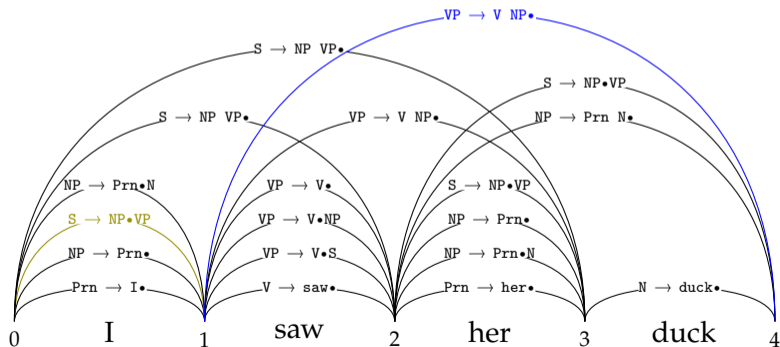
Example: bottom-up chart parsing

grammar

$S \rightarrow NP VP$
 $NP \rightarrow Prn N$
 $NP \rightarrow Prn$
 $VP \rightarrow V NP$
 $VP \rightarrow V$
 $VP \rightarrow V S$
 $Prn \rightarrow I$
 $Prn \rightarrow her$
 $V \rightarrow saw$
 $N \rightarrow duck$
 $V \rightarrow duck$

stack

$S \rightarrow NP VP \bullet [0,4]$

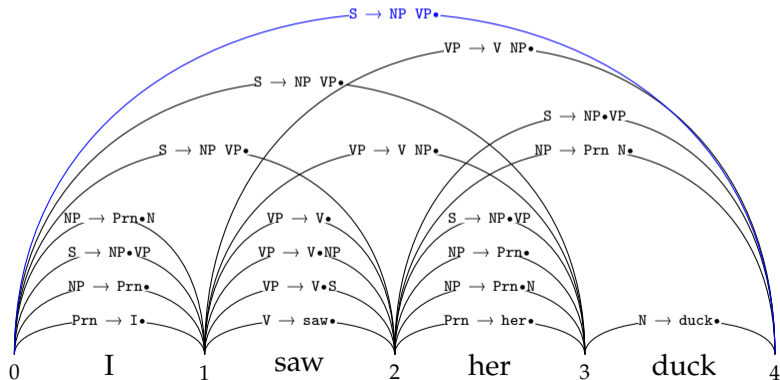


Example: bottom-up chart parsing

grammar

$S \rightarrow NP VP$
 $NP \rightarrow Prn N$
 $NP \rightarrow Prn$
 $VP \rightarrow V NP$
 $VP \rightarrow V$
 $VP \rightarrow V S$
 $Prn \rightarrow I$
 $Prn \rightarrow her$
 $V \rightarrow saw$
 $N \rightarrow duck$
 $V \rightarrow duck$

stack



Bottom-up chart parsing

additional remarks

- The parser (as described) proceeds bottom up (left-corner)
- It can process arbitrary CF grammars
- Stack-based agenda is common, queue-based agenda is rarely used
- An interesting alternative is so-called *head-corner* parsing: using a priority queue (e.g., processing ‘heads’ first) one can build the ‘important’ parts of the tree first
- The time complexity is $O(n^3)$
- There are many variants, optimizations (based on, different inference rules, processing strategies)

Top-down chart parsing

- The basic algorithm is the same, but we specify
 - Inference rule (besides the ‘fundamental rule’):
 - If the new edge has the form $A \rightarrow \alpha \bullet B \beta$ $[i, j]$, add $B \rightarrow \bullet \gamma$ $[j, j]$ for each rule $B \rightarrow \gamma$ in the grammar.
 - Initialization
 - Empty chart
 - Push $\rightarrow \bullet S$ $[0, 0]$ into the stack
 - Push all productions for the terminal symbols to the stack (or to the chart, as there is nothing to predict for these productions)
 - Typically we use a stack as an agenda

Example: top-down chart parsing

Left as an exercise ;-)

grammar
 $S \rightarrow NP VP$
 $NP \rightarrow Prn N$
 $VP \rightarrow V NP$
 $NP \rightarrow Prn$
 $VP \rightarrow V$
 $VP \rightarrow V S$
 $Prn \rightarrow I$
 $Prn \rightarrow her$
 $V \rightarrow saw$
 $N \rightarrow duck$
 $V \rightarrow duck$

stack

0 I 1 saw 2 her 3 duck 4

Top-down chart parsing

additional remarks

- The parser (as described) is purely top-down
- In practice, it is common to use 'lookup'
- Stack-based agenda is common, que-based agenda is rarely used
- The time complexity is $O(n^3)$
- There are many variants, optimizations (based on, different inference rules, processing strategies)

Summary

- Chart parsing is a general framework for constructing a variety of parsers
- It shares many similarities with the CKY and Earley

Summary

- Chart parsing is a general framework for constructing a variety of parsers
- It shares many similarities with the CKY and Earley

Next:

- Deterministic parsing (maybe after the break)

Acknowledgments, references, additional reading material



Grune, Dick and Criel J.H. Jacobs (2007). *Parsing Techniques: A Practical Guide*. second. Monographs in Computer Science. The first edition is available at http://dickgrune.com/Books/PTAPG_1st_Edition/BookBody.pdf. Springer New York. ISBN: 9780387689548.

Example: top-down chart parsing

grammar
S \rightarrow NP VP
NP \rightarrow Prn N
VP \rightarrow V NP
NP \rightarrow Prn
VP \rightarrow V
VP \rightarrow V S
Prn \rightarrow I
Prn \rightarrow her
V \rightarrow saw
N \rightarrow duck
V \rightarrow duck

0 I 1 saw 2 her 3 duck 4